

# Site Master™ S251C

Broadband Two-Port Transmission Line and  
Antenna Analyzer

625 MHz to 2500 MHz



*The World's Leading Cable and Antenna System Analyzer*

# THE LEADING CABLE AND ANTENNA ANALYZER FOR WIRELESS PROFESSIONALS

- Gain/Insertion, Fault Location, Return Loss/SWR and Cable Loss Measurements
- High Immunity to Live Site RF Interference
- Built-in-Bias Tee (240 mA Steady State)
- RF Source 625 to 2500 MHz at 10 kHz steps
- Trace Storage with Date/Time Stamp, Alphanumeric Labeling (Up to 200 Memory Locations)
- Cable List Pop-up Menu Contains Over 75 Cable Types and 3 Frequency Band Presets.

## Easy-to-Use

Site Master's S251C menu driven interface requires little training and simplifies the field engineers and technicians task of deployment, site-to-site maintenance and troubleshooting by identifying, recording and solving problems without sacrificing measurement accuracy.

- Store ten test setups for fast repeatable testing.
- Store up to 200 measurement traces in nonvolatile memory.
- Multilingual user interface features on screen menus and messages in 5 different languages.

## Powerful Data Analysis Software

Powerful data analysis software comes with every Site Master unit, providing users with an easy method of analyzing system performance, trends and problems in addition to professional report generation.

- Site Master PC software is Windows 95/98/2000/ME and NT workstation compatible and supports long alpha-numeric file names for descriptive data labeling.
- Store an unlimited number of data traces for comparison to historical performance.
- Quickly and easily download data traces from the Site Master to a PC database with a single menu selection.

## Accurate, Repeatable Measurements

Utilizing vector error correction, Site Master delivers accurate, reliable and repeatable Return Loss/SWR and Fault Location measurements. Site Master's high immunity to interference allows users to conduct measurements of an active site without the loss of accuracy.

- Locate long range problems with 517 data points.
- Superior immunity to on-channel interference for testing at co-located antenna sites.
- Large, high-resolution display allows for easy viewing and trace interpretation under a variety of conditions.
- Full range of marker and limit functions facilitate quick, comprehensive measurements.

## Specifications\*1

Frequency Range		625 to 2500 MHz
Frequency Accuracy (CW mode)		75 ppm
Frequency Resolution		10 kHz
Display Resolution		130, 259, 517 data points
Interference Immunity (dBm)	On-Channel*2	+17 dBm
	On-Frequency*3	+10 dBm, RF out, +30 dBc, RF in
Return Loss	Range	0 to 54 dB
	Resolution	0.01 dB
SWR	Range	1 to 65
	Resolution	0.01
RF Source	Frequency	625 to 2500 MHz at 10 kHz step
	Power Output (nominal)	Selectable, -30 dBm or +6 dBm
Insertion Loss/Gain	Measurement Range	-90 to +50 dB
	Resolution	0.1 dB
Distance-to-Fault	Vertical range	Return loss: 0 to 54 dB SWR: 1 to 65
	Horizontal range (meter)	0 to (data points -1) x resolution to a maximum of 1000 m (3281 ft), where data points = 130, 259, 517
	Horizontal resolution, (rectangular windowing) (meter)	$(1.5 \times 10^9) (v_p) / \Delta \text{ frequency}^{*4}$
RF power monitor, (Option 5)	Display range	-80 to +80 dBm, 10 pW to 100 kW
	Detector range	-45 to +20 dBm, 32 nW to 100 mW
	Offset range	0 to +60 dB
	Resolution	0.1 dB, 0.1 x W
Bias Tee (Option 10A)		+15 VDC, 270 mA peak 25m sec, 240 mA steady state
Cable Loss	Range	0 to 54 dB
	Resolution	0.01 dB
Test port connector		Precision N female
Maximum input without damage	N(f) test port	+22 dBm
	RF power detector	+20 dBm, 50 Ω
Trace memory		up to 200
Instrument configuration with calibration		10
Custom cable configuration		50
Temperature	Operating	0 to 50°C
	Storage	-20°C to 75°C
Weight		1.81 kgs (4.0 lbs.)
Size		25.4 x 17.8 x 6.10 cm (10 x 7 x 2.4 in.)
General	Electromagnetic compatibility	Meets European community CE requirements
	RS232	9 pin D-sub, three wire serial

\*1: All Specifications apply when calibrated at ambient temperature after a five minute warm up.

\*2: On-Channel Interference Immunity is specified at >1.0 MHz of the carrier frequency.

\*3: On-Frequency Interference Immunity is specified to within ±10 kHz of the carrier frequency.

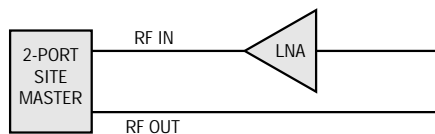
\*4: Where  $v_p$  is the cable's relative propagation velocity,  $\Delta$  frequency is the stop frequency minus the start frequency (in Hz).  
Wide frequency sweeps improve resolution but reduce maximum display range.

# SITE MASTER S251C FOR 2-PORT/TOWER TOP APPLICATIONS

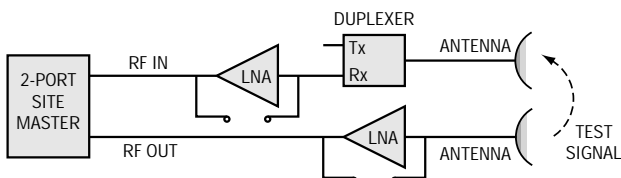
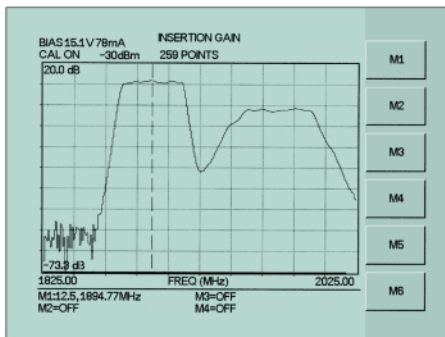
Performance enhancing design trends such as high sector-to-sector isolation, tower-mounted amplifiers and duplexed antennas add new complexities to site installation, deployment, maintenance and troubleshooting. To help simplify performance verification for these systems, a second test port for isolation, gain and insertion loss measurements is required. Addressing this need, the Site Master S251C features a second test-port for testing sector-to-sector isolation, tower-mounted amplifiers and duplexed antennas.

## Gain

The Site Master S251C, features a selectable output power at +6 dBm or -30 dBm and an optional, built-in Bias Tee, to enable two-port insertion gain measurement of Tower Mounted Amplifiers (TMA) without the need of an external supply through the PDU (Power Distribution Unit) and an external attenuator. This greatly simplifies the technician's task of verifying amplifier and system performance during installation or periodic maintenance and troubleshooting intervals. Site Master's industry leading high RF interference immunity allows test signal injection between antennas with a minimum of interference induced distortion and is designed to perform both installation and maintenance tests from ground level.



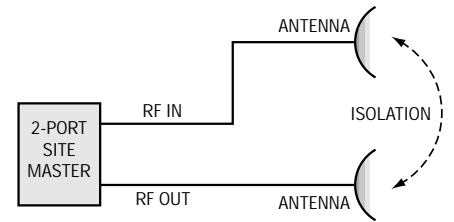
*Amplifier Gain Test Measurement.*



*Site Master's high dynamic range enables LNA measurements at ground level.*

## Isolation

Improving isolation between antenna sectors can reduce cell-to-cell RF Interference and improve system coverage and capacity. To address this measurement requirement, the Site Master S251C features high dynamic range, which ensures that antenna isolation is accurately measured during deployment and during periodic maintenance intervals – including the extremely high >90 dB isolation ranges required at RF-RF repeater sites.



*Accurately measure antenna isolation with Site Master's high dynamic range.*

Measuring antenna isolation during periodic maintenance intervals conveniently verifies antenna position after harsh weather. If the antenna has been moved from the installed mounting angle, the change in side lobe and back lobe coupling magnitudes between the antennas causes a clear performance change. Tx-Rx isolation of duplexers and filters is easily tested with Site Master's >90 dB dynamic range. Filters are easily aligned and verified to manufacturer's specifications.



# ORDERING INFORMATION

Model S251C (625 MHz to 2500 MHz), Built in DTF

## Standard Accessories Includes

User's Guide  
Soft Carrying Case  
AC-DC Adapter with Power Cord  
Automotive Cigarette Lighter/12 Volt DC Adapter  
One Year Warranty  
CD ROM containing Fault Location (DTF), Smith Chart and Software Management Tools  
Serial Interface Cable  
Rechargeable Battery, NiMH



## Optional Accessories

Option 5	RF Power Monitor (RF Detector not included)
Option 10A	Bias Tee, 240 mA (S251C Only)
5400-71N50	RF Detector, N(m), 50 Ohm, 1 to 3000 MHz
560-7N50B	RF Detector, N(m), 50 Ohm, 10 MHz to 20 GHz
1N50C	Limitter, N(m) to N(f), 50 Ohm, 10 MHz to 50 GHz
22N50	Precision N(m) Short/Open, 18 GHz
22NF50	Precision N(f) Short/Open, 18 GHz
SM/PL	Precision N(m) Load, 42 dB, 4.0 GHz
SM/PLNF	Precision N(f) Load, 42 dB, 4.0 GHz
OSLN50LF	Precision Open/Short/Load, DC to 4.0 GHz, 50 Ohm, N(m)
OSLNF50LF	Precision Open/Short/Load, DC to 4.0 GHz, 50 Ohm, N(f)
2000-767	Precision Open/Short/Load, 7/16 (m), 4.0 GHz
2000-768	Precision Open/Short/Load, 7/16 (f), 4.0 GHz
15NN50-1.5C	Test Port Cable Armored, 1.5 meter, N(m) to N(m), 6.0 GHz
15NN50-3.0C	Test Port Cable Armored, 3.0 meter, N(m) to N(m), 6.0 GHz
15NN50-5.0C	Test Port Cable Armored, 5.0 meter, N(m) to N(m), 6.0 GHz
15NNF50-1.5C	Test Port Cable Armored, 1.5 meter, N(m) to N(f), 6.0 GHz
15NNF50-3.0C	Test Port Cable Armored, 3.0 meter, N(m) to N(f), 6.0 GHz
15NNF50-5.0C	Test Port Cable Armored, 5.0 meter, N(m) to N(f), 6.0 GHz
15ND50-1.5C	Test Port Cable Armored, 1.5 meter, N(m) to 7/16 DIN(m), 6.0 GHz
15NDF50-1.5C	Test Port Cable Armored, 1.5 meter, N(m) to 7/16 DIN(f), 6.0 GHz
34NN50A	Precision N(m) to N(m) Adapter, 18 GHz
34NPNF50	Precision N(f) to N(f) Adapter, 18 GHz

1091-26	Adapter, DC to 18 GHz, 50 Ohm, N(m) to SMA(m)
1091-27	Adapter, DC to 18 GHz, 50 Ohm, N(m) to SMA(f)
1091-80	Adapter N(f) to SMA(m), 18 GHz
1091-81	Adapter N(f) to SMA(f), 18 GHz
1091-172	Adapter, DC to 1.3 GHz, 50 Ohm, N(m) to BNC(f)
510-90	Adapter 7/16(f) to N(m), 7.5 GHz
510-91	Adapter 7/16(f) to N(f), 7.5 GHz
510-92	Adapter 7/16(m) to N(m), 7.5 GHz
510-93	Adapter 7/16(m) to N(f), 7.5 GHz
510-96	Adapter 7/16 DIN(m) to 7/16 DIN(m), 7.5 GHz
510-97	Adapter 7/16 DIN(f) to 7/16 DIN(f), 7.5 GHz

48258	Spare Soft Carrying Case
40-115	Spare AC/DC Adapter
806-62	Spare Automotive Cigarette Lighter/12 Volts DC adapter
800-441	Spare Serial Interface Cable
760-215A	Transit Cases for Anritsu Site Master
2300-347	Anritsu Site Master Software Tools

10580-00065 Anritsu Site Master S251C User's Guide

633-27 Rechargeable Battery, NiMH (C Series only)  
2000-1029 Battery Charger, NiMH with Universal Power Supply



## Printers

2000-766	HP DeskJet Printer, model 350 Includes: Interface Cable, Black Print Cartridge, and US Power Cable
2000-753	Spare Serial-to-Parallel Converter Cable
2000-661	Black Print Cartridge
2000-663	Power Cable (Europe) for DeskJet Printer
2000-664	Power Cable (Australia) for DeskJet Printer
2000-665	Power Cable (U.K.) for DeskJet Printer
2000-667	Power Cable (So. Africa) for DeskJet Printer
2000-1008	Seiko DPU-414-30B Thermal Printer Includes: Internal Battery, Thermal Printer Paper, Serial Cable, Power Cable
2000-1012	Spare Serial 9 pin (male) to 9 pin (female) cable (for Seiko DPU-414-30B)
2000-755	Five (5) rolls of Thermal Paper
2000-1002	U.S. Adapter (for Sieko DPU-414-30B)
2000-1003	Euro Adapter (for Sieko DPU-414-30B)
2000-1194	Japan Adapter (for Sieko DPU-414-30B)

### Sales Centers:

United States (800) ANRITSU  
Canada (800) ANRITSU  
South America 55 (21) 286-9141



Discover What's Possible™

Microwave Measurements Division • 490 Jarvis Drive • Morgan Hill, CA 95037-2809  
http://www.us.anritsu.com • FAX (408) 778-0239



### Sales Centers:

Europe 44 (0) 1582-433433  
Japan 81 (03) 3446-1111  
Asia-Pacific 65-2822400