


Sun-Earth Mono-Crystalline Photovoltaic Module



TDB125×125-72-P 150W / 155W / 160W / 165W / 170W / 175W / 180W

ANTI-REFLECTIVE SOLAR GLASS

Sun-Earth solar modules use a textured cell surface and tempered glass for solar use to reduce reflection of sunlight. An anti-reflective coating provides a uniform blue color and increases the absorption of light in all weather conditions.

LONG SERVICE LIFE


Sun-Earth modules will last for at least 25 years. 5 years warranty on material and workmanship and guarantee their output at 90% after 10 years and 80% after 25 years.

EXCELLENT CONSTRUCTION

Sun-Earth modules have been encapsulated with the greatest care: they resist corrosion caused by rain, water and gas. Their anti-shocking performance makes them resist hail and work under atrocious weather conditions where temperature changes quickly.

REAL LIFE EXAMPLES


Sun-Earth modules have been applied in many areas, such as building roofs, photovoltaic power plants and telecommunication stations. Our modules are exported globally and we continue to maintain an already outstanding reputation.



• Qualified, IEC 61215
• Safety tested,
TUV-Spec 9312/572.9
• Periodic Inspection



35AY
LISTED
PHOTOVOLTAIC MODULE



Sun-Earth Mono-Crystalline Photovoltaic Module



TDB125x125-72-P 150W / 155W / 160W / 165W / 170W / 175W / 180W

ELECTRICAL CHARACTERISTICS

	150WP	155WP	160WP	165WP	170WP	175WP	180WP
Maximum Power (Pmax)	150W	155W	160W	165W	170W	175W	180W
Power Tolerance (%)	±5	±5	±5	±5	±5	±5	±5
Maximum Power Voltage (Vmp)	35.2	35.4	35.6	35.8	36.0	36.2	36.4
Maximum Power Current (Imp)	4.26	4.38	4.5	4.61	4.72	4.84	4.95
Open circuit Voltage (Voc)	43.4	43.6	43.8	44.0	44.2	44.4	44.6
Short circuit Current (Isc)	4.86	4.93	5.00	5.07	5.14	5.21	5.28
Maximum System Voltage (VDC)	750	750	750	750	750	750	750

MECHANICAL CHARACTERISTICS

Weight(kg)	16 kg
Frame structure (Material, Corners)	Aluminium
Front side	Glass
Front glass thickness	3.2 mm
Encapsulant	EVA
Back side	TPT
Junction Box	Sun-Earth

CELLS

Brand Name of Solar Cells	Sun-Earth
Cell Type	Mono Crystalline Cell
Cell Size	125*125 mm
Cell Shape	Quasi Square
Number Cells	72 in series

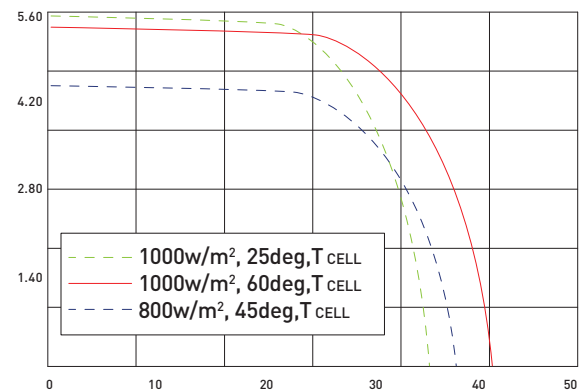
ABSOLUTE MAXIMUM RATINGS

Operating Temperature	40°C~+90°C
Storage Temperature	-40°C~+90°C
Maximum Load Capacity	200 Kg/m ²
Maximum Hail diameter @ 80Km/h	25mm

STANDARD TEST CONDITIONS

AM	1.5
Irradiation	1000 W/m ²
Tc	25°C

I-V CURVES



DIMENSIONS

